



# SCHMETTERLING




**A**

**1**




**2**



**3**



**4**



**5**



**6**



Schritte auf der anderen Seite wiederholen.



**7**



**8**



Blatt wenden.



**9**




**10**

In der Mitte falten.




Du erhältst einen Fächer.

**11**



**12**

Flügel auffächern.




**A**




**B**



**1**



**2**



**3**



**4**




**5**

Die Faltnlinien helfen bei Schritt 6.




**6**



Du erhältst einen Fächer.



**7**




**C**

**1**



**2**



**3**



**4**



**5**

Papier-Enden zu Fühlern auseinander falten.

